

**FOUR
SQUARE**

Pullman Foursquare Church

Annual Budget

For the 2017/2018 Budget Year

And 2016/17 Budget Report

pullmanfoursquare.org



BY THE
NUMBERS

2017
2018

Dear PFC Family,

Welcome to our annual budget report! These are not typically documents people want to spend much time looking over (unless you really love numbers), however this is a particularly important one. Inside you will find a condensed outline of our previous years giving and expenses, a picture of where our money went and where we plan to go.

More important than the numbers themselves, this report gives us an understanding of what has been happening in our community beyond our numbers - percentages of people participating in discipleship, giving, serving and leading, and most important of all being sent out.

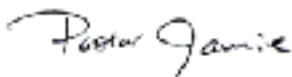
So, as you read through the numbers, know in your heart that this is more than a budget report. It is a testimony to the Lords work through Pullman Foursquare, of His faithfulness to us and our stewardship of His resources. And, it is the beginning of a dream of what God, who is more than able to do all that we could ever ask or dream, might just do in the year to come.

*Oh give thanks to
the Lord; call
upon his name;
make His deeds
known among all
the people.
I Chron. 16:8*

So, give thanks to God and help us make his deeds known among the people of Pullman, Moscow, Colfax, Colton, Uniontown, WSU and UI to the ends of the earth!

Thank you for your faithful giving in 2016/2017!

Pastor Jamie Pagels



2016/2017 Budget Report

Actual Income (Tithes, offerings, grant)

\$232,959.52

Actual Tithe: \$210,480.87 Projected Tithe \$192,000

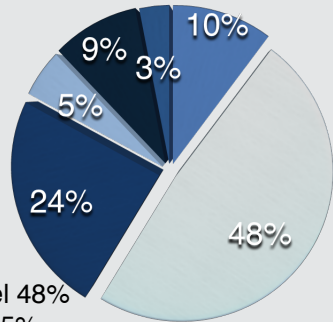
Actual Operating Expense

\$230,658.06

Projected Expense \$197,350.24

Where did the money go?

Percentage of Income, round numbers



- Tithe 10%
- Loan/Facility 24%
- Ministry 9%
- Personnel 48%
- Missions 5%
- Admin 3%

Where did the money go?	Actual	Budgeted
Tithe:	\$ 23,733.75	\$ 19,242.00
Personnel/ Labor:	\$ 111,916.52	\$104,836.20
Loan & Facilities:	\$ 56,904.95	\$ 46,939.04
Missions:	\$ 10,375.00	\$ 10,721.00
Ministry/ Holy Spirit Fund	\$ 21,492.13	\$ 10,200.00
Administration	\$ 6,235.71	\$ 5,412.00
Total Operating Expense	\$230,658.06	\$197,350.24
Other Expense*:	\$ 15,633.93	\$ 40,000.00
TOTAL	\$ 246,291.99	\$237,350.24

*Capital Improvements from savings

Chart of Accounts

Donor Restricted Funds In Savings

Benevolence Fund	\$ 288.51
Building Fund	\$4,120.11
Ministry Funds (flow through)	\$ 842.76
Missions Funds	\$1,988.45
<hr/>	
Total Donor Restricted Funds	\$7,239.83

General Fund

Washington Trust <i>Emergency Fund</i> :	\$62,167.37
General Fund, WSECU:	\$56,500.11
ICFG CD Investment:	\$5,331.72
General Fund, Medical Savings:	\$3,079.86
<hr/>	
Accounts Total:	\$127,079.06

Total of All Accounts **\$134,318.89**

THANKS FOR MAKING IT ALL POSSIBLE!

Beyond the Numbers

Percent of
attendance
regularly
serving at
PFC

77



Percent of
regular
attenders
who give
consistently.

54



Percent of
attendance
participating
in
Discipleship
opportunities

44



Percent of
attendance
in active
ministry
leadership

22



Number of
pastors and
leaders sent
out from
PFC

7



To The World

Missions Giving 2016/17

Budgeted Expense
\$10,375
missionary support

Total Given Beyond Budget
\$ 15,554
missional giving

2016/2017 Missions Giving Highlights

These are highlights and do not include all missional giving.

Christmas Blessings

\$12,593

Trees, Gift Cards

Christmas Offering

\$558

Missionary Gifts

Guest Missionary

\$1803

Grace C. - India

If you would like to give additional support to any of these great people or organizations, feel free to! Please be sure to make a notation on your giving with the Missionary or organization you are giving to! Thanks!

2017/18 Missions Support



Phil

Crescent Project
Muslim Outreach
\$209 Per Month



Name

Regional Missionary
serving S. Asia
\$150 Per Month



The Fonteijns

InterVarsity International
Host International
\$167 Per Month



The

Mercy Ships
Tech and Training
\$100 Per Month



Bruce Arnold

Home PDX
Portland Homeless Min.
\$100 Per Month



Carenet/ Wish Med

Carenet/ Wish Medical
of the Palouse
\$121 Per Month

2017/18 Annual Budget

Projected Income

\$201,600.00

Tithe and other income

Monthly Amount Needed

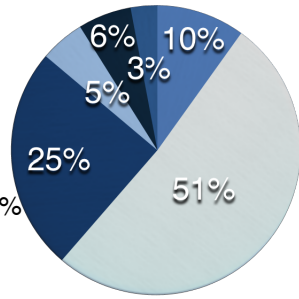
\$16,800.00

Average weekly offering: \$4,200

Where will the money go?

Percentage of budget, round numbers

- Tithe 10%
- Loan/Facility 25%
- Ministry 6%
- Personnel 52%
- Missions 5%
- Admin 3%



Where will the money go?

Expense by Category

Tithe: \$ 20,160.00

Personnel: \$104,724.00

Loan & Facility: \$ 49,428.00

Missions: \$ 10,420.00

Ministry: \$ 11,223.00

Admin: \$ 5,640.00

TOTAL: \$201,595.00

Cordova Loan

Loan Due: 6/2/2020

Currently Owed: \$178,549.41

Payment Per Month: \$2,278.17

Final Payment Due in 2020:

\$121,000

